













Lessons & Links

Nurturing Your Child

	<p>Objective Examine parental roles in overall child development</p>
	<p>Visuals Bulletin Board: Everything Grows with Love</p>
	<p>Materials Post-it Notes, crayons, markers, colored pencils, scissors, glue, colored paper</p>
	<p>Books The Runaway Bunny by Margaret Wise Brown</p>
	<p>Website Download from Weteachfacs.com</p>
	<p>PowerPoint</p>
	<p>Videos</p>
	<p>Handouts Poem: When You Thought I Wasn't Looking. Article: Setting the Stage for Learning.</p>
	<p>Worksheets Word sort Child Development Defining Child Development Article Summary Everything Grows Better in Sunshine and Love</p>



INSTRUCTIONAL PROCEDURES

	<p>Activate Prior Knowledge Word sort Child Development – To activate prior knowledge students will cut apart and sort the words into categories they think are appropriate. These words encompass the entire unit of Child Development. If students get stuck you may suggest categories such as; Emotional Development, Physical Development, Social Development, Language Development, Motor Development and</p>
---	--



Lessons & Links

Nurturing Your Child

	<p>Cognitive Development. Glue the words on colored paper, write title of each category. Share with class.</p>
	<p>Discussion</p> <p>Read <i>The Runaway Bunny</i> aloud in class. Use classroom resources to define the word nurture. (To feed; nourish. To bring up; educate. The act of raising) Compile a list of ways the mother bunny in the story nurtured her child. Discussion Questions: How will your child benefit from nurturing? How do you nurture your child at this time? Who in your child's life could serve as a nurturer? What are the needs that children depend on parents to provide?</p> <ul style="list-style-type: none"> • To nurture – express unconditional love, listen, use positive words. • To protect – from harmful objects, harmful situations, harmful words. • To provide stimulating environment – literacy, play, different surrounding. • To guide – set appropriate rules, explain reasons, consider child's feelings.
	<p>Lesson</p> <ol style="list-style-type: none"> 1. Provide the worksheet Defining Child Development. Students will identify the types of development and examples of each. Using classroom resources, including the internet. 2. Establishing Routines: How do you feel when you're late for school? How does the rest of your day go? What are some routines you have? (going to bed, getting up, brushing teeth, breakfast, check messages). What if the electric went out? A Water main break? Running late? Generally, the day gets off to a rocky start. Think about the routines a child has; feeding, bathing, bedtime, story, going places. 3. Routines are Important to Your Child's Development <ul style="list-style-type: none"> • Trust – Routines influence your child's ability to trust. Trust builds by your consistent response to your child's needs. • Autonomy – Routines develop your child's sense of separateness and mobility and an understanding of time and distance. Trust leads to autonomy. • Competence – Routines encourage your child to become capable of accomplishing tasks and activities.



Lessons & Links

Nurturing Your Child

	<p>These capabilities increase your child's self-esteem</p> <ul style="list-style-type: none"> • Identity – Routines build your child's identity. Through trust, autonomy and competence, self-determination emerges. <p>Coding Text with Post It Notes: See article Setting the Stage for Learning. Students can read the article and</p> <ul style="list-style-type: none"> • identify something important, • Something they learned, • New vocabulary word. <p>Pair and Share. Discuss the connection between nurturing and development?</p> <p>Other option: students complete an Article Summary form.</p> <p>4. Poem: When You Thought I Wasn't Looking. What are the things your baby sees you doing? What would your baby want to thank you for?</p>
	<p>Hands-on Activities</p> <p>Provide the illustration, Everything Grows Better in Sunshine and Love. Students will color the picture then discuss the message implied. How does this relate to how a child is nurtured and develops? What would we do to nurture a plant to help it grow? (window for light and warmth, watered and fertilized, trimmed). How do these actions compare with helping a child grow? What would happen if we put the plant in a corner instead?</p>
	<p>Writing Prompt</p> <p>Write a letter to baby about how you will nurture him/her.</p>
	<p>Apps</p> <p>Locate an app designed to nurture child's development</p>
	<p>Pinterest</p> <p>Pins that promote nurturing child (routines, songs, affirmations)</p>
	<p>Assessment</p> <p>Return to Wordsort and identify changes they would make.</p>